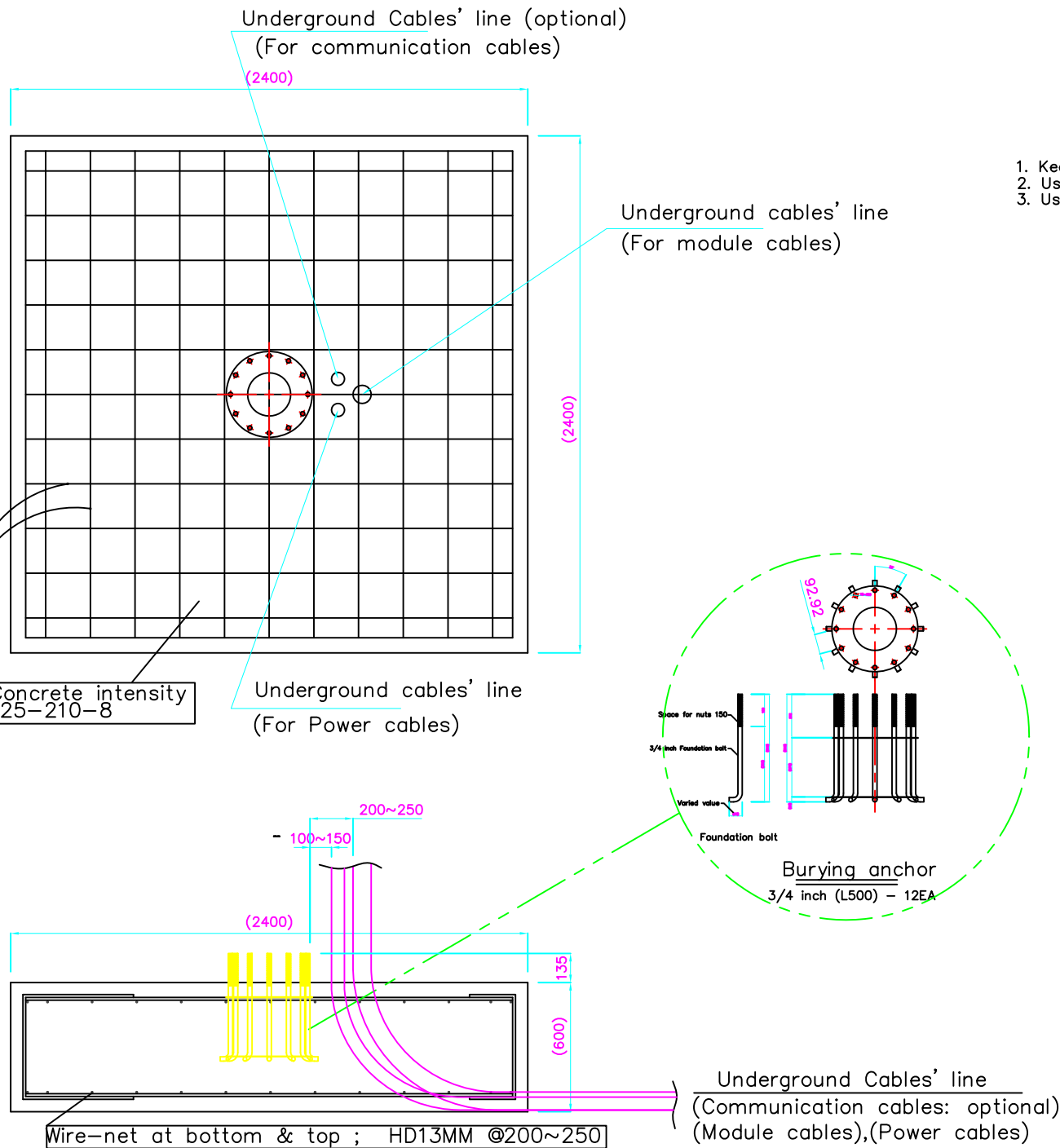

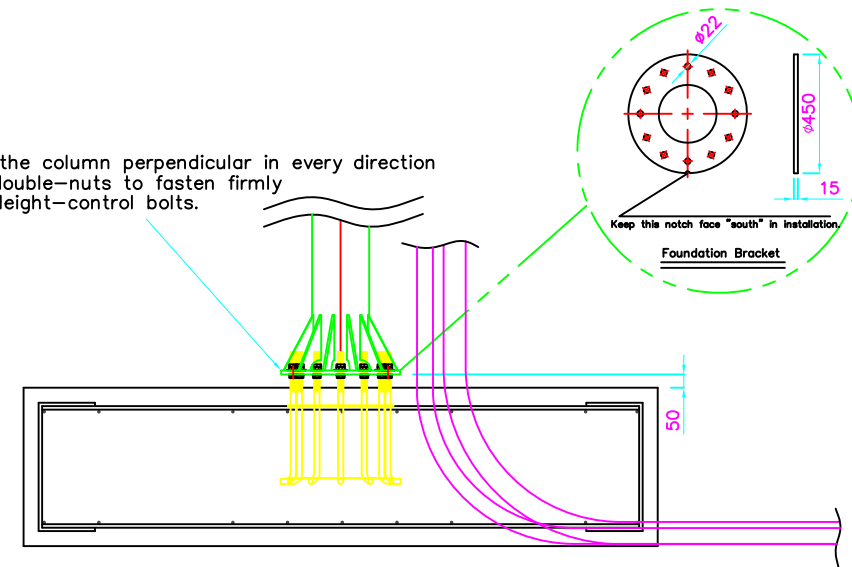


2axis 3kw Foundation

Wind : Standard 25m/s, Horizontal position 30~35m/s
 Snow : 50kg/m² (Inclined position 30°)
 Bearing power of soil : 10tf/m²
 Volume : 2.4 * 2.4 * 0.60 m



1. Keep the column perpendicular in every direction
2. Use double-nuts to fasten firmly
3. Use Height-control bolts.



Column installation on Concrete foundation

Notice

1. Cable lines can penetrate concrete foundation (Beware of direction)
2. Observe the height, location & direction in Anchor installation. (Observe the direction surely to keep each tracker's direction same)
3. Communication cables' line is optional.
4. Use standard underground cable line according to local regulation (EPL 30 is advised)
5. This foundation is based on Chinese Standards. - It could vary according to soil, earth condition and etc.
6. Beware of distance between system in multiple system installation - Refer to the system array
7. After concrete foundation, soil recovery level should be same or lower than that of concrete.
8. Beware of direction in foundation plate installation
9. Keep the upside of foundation plate horizontal
10. To prevent cracks, use wire-nets in concrete foundation

Scale

Quantity

Weight

Date

Drawn by

Designed by

Inspected by

Approved by

Notes

Modifications

Project

Concrete Foundation

Product name

2 Axis Tracker

Part No.

Foundation

Reference No.

Part name